

25.6V 50Ah LITHIUM BATTERY

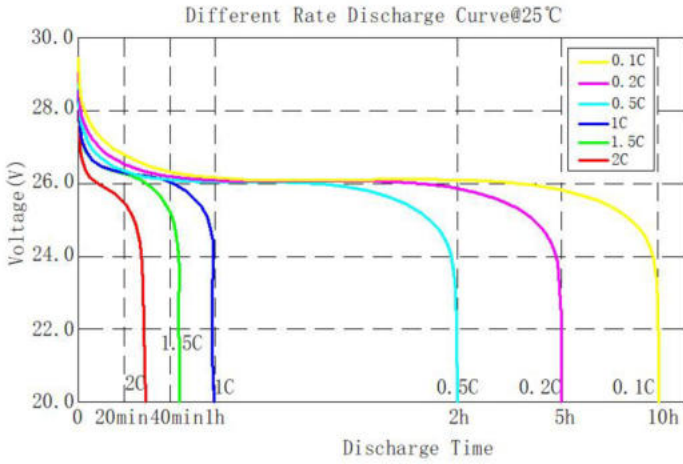
► Features

- A grade brand new prismatic LiFePO4 cells
- > 4000 cycles @80% DOD(25°C, 0.5C)
- Over charge, over discharge, over temperature, low temperature, over current and short circuit protection
- Easy installation and maintenance free
- Cell balance function
- ABS Case, corrosion and high temperature resistance
- Certificate: UN38.3, MSDS, IEC62619, CE-RED, ROHS
- Max 2 battery packs in series/Max 4 battery packs in parallel

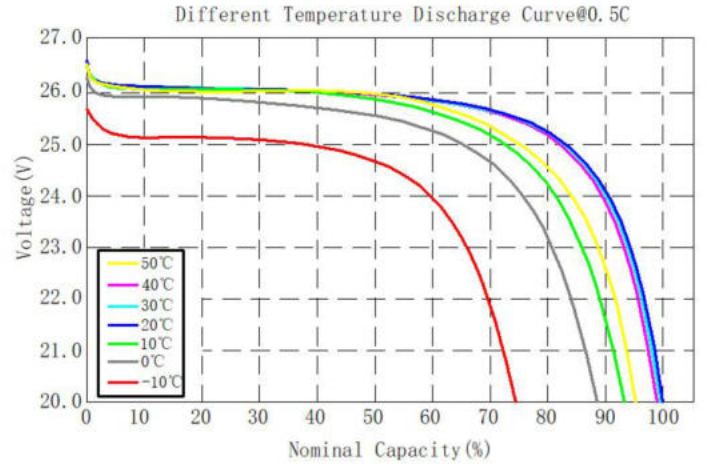
► Electrical Characteristics

Model	LFP1.28KWH25.6V-P65L3
Battery Type	LiFePO4
Nominal Voltage (V)	25.6
Nominal Capacity (AH)	50
Energy (WH)	1280
Pack Mode	8S1P
Continuous Discharge Current (A)	25
Charge Cut-off Voltage (V)	28.8
Discharge Cut-off Voltage (V)	20.8
Max.Charge Current (A)	50
Max.Discharge Current (A)	75
Peak Discharge Current (A)	90
Recommend Discharge Current (A)	25
Recommend Discharge Depth (%)	80
Cycle Life	> 4000 cycles (25°C, 0.5C) 80% DOD
Function	Bluetooth, heating
Display	—
Charge&Discharge Temperature (°C)	Charge: 0°C~+55°C / Discharge: -20°C~+60°C
Optimal Storage Temperature (°C)	5°C ~ +35°C
Recommend Storage Humidity	40%~80%
Terminal	M8
Dimensions (L*W*H) (mm)	522*268*218
Weight (Kg)	14.5±0.5
Transportation	UN38.3, MSDS, IEC62619, CE-RED, ROHS
IP Class	IP65

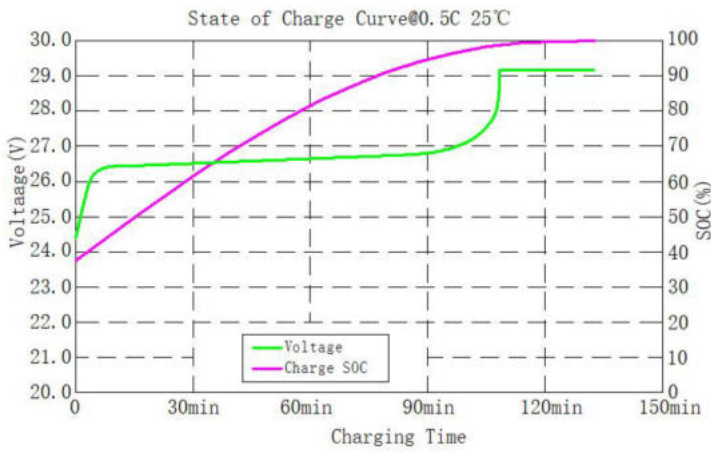
Different Rate Discharge Curve@25°C



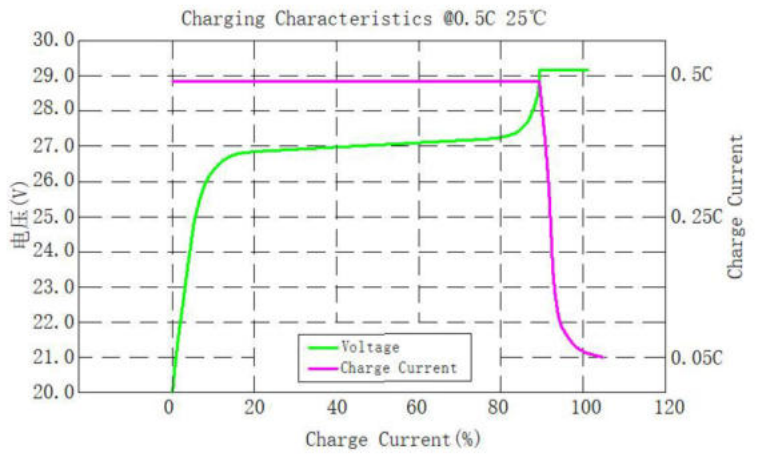
Different Temperature Discharge Curve@0.5C



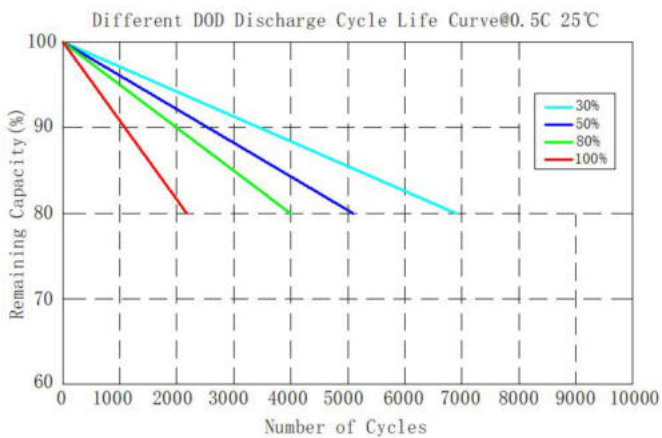
State of Charge Curve@0.5C 25°C



Charging Characteristics@0.5C 25°C



Different DOD Discharge Cycle Life Curve@0.5C 25°C



Different Temperature Self Discharge Curve

